

Lightcliffe Academy
Stoney Lane, Lightcliffe, Halifax, HX3 8TL
Tel: 01422 201028 Fax: 01422 204615
Email: admin@lightcliffeacademy.co.uk
Web: www.lightcliffeacademy.co.uk



23 November 2016

Year 7 Progress Report 2016

Dear Parent

I am pleased to share with you your son/daughters first progress report of the new academic year.

The report is based around progress that your child is making in various subjects based upon their KS2 score. On the reverse side of this letter you will find key terminology to help you understand the Progress Report.

Can I please ask that you take the time and read through the Progress Report with your child and discuss any concerning issues.

After every Progress Report is published, your child will be expected to declare actions that s/he will take to further improve their progress in the coming weeks. Tutors oversee this work and students record their actions in the Planner.

We are very keen for parents to support their child in this process of reflecting on evidence given in the Progress Report and agreeing actions for the coming weeks. To help parents in having this progress discussion, we have included a selection of possible actions that may be useful to your child as s/he considers areas where performance could be further strengthened.

If you have any initial questions or concerns can I ask that, in the first instance, you contact the Achievement Director in charge of their house and they will gather any relevant information and respond to you.

Mr S Sagar: Lacerta & Delphinus
Mr A Smithson: Aquila & Corvus
Mr S Clarke: Tucana & Pavo

Can I take this opportunity to remind you about the following key dates:

- **School closes for Christmas on Friday 16th December 2016**
- **School reopens on Tuesday 3rd January 2017**
- **Parents Evening is on Thursday 12th January 2017**
- **Next PSHCE Day is on Monday 23rd January 2017**

Thank you in advance for your support.

Yours sincerely

M Harwood

Mr M Harwood
Assistant Principal for Curriculum & Progress

Key Terminology

Starting points

For pupils starting Lightcliffe Academy in September 2016 they will come with a Scaled Score ranging from 80 to 120; 100 being the National Standard. From their scores the students will be placed in a tier defining their ability. (Please see table below).

Ability Band	Tier
Upper	6
	5
Middle	4
	3
Lower	2
	1

Progress:

The progress stated on the report for each subject is holistic and is based on all the assessment data the teacher has to date including Class work, Internal Assessments, Coursework, Controlled Assessments, ATL's and homework.

Each subject has split their curriculum up into core areas which are the building blocks of their subject and will be thoroughly taught and assessed right the way through Years 7 & 8.

Better Than Expected Progress: This indicates that your child is producing work and test scores that is above what is expected of their ability based on their tier (see table above).

Expected Progress: This indicates that your child is producing work and test scores that are in line with what is expected of their ability based on their tier (see table above).

Below Expected Progress: This indicates that your child is producing work and test scores that is below what is expected of their ability based on their tier (see table above).

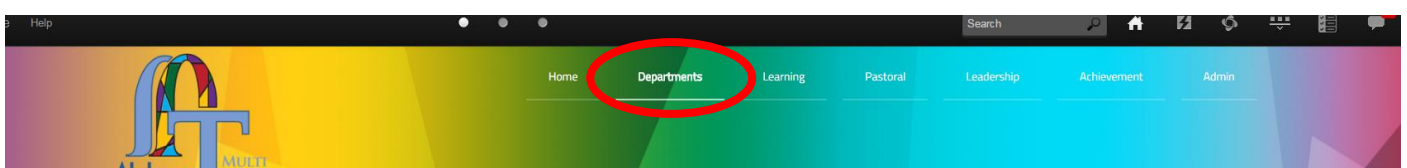
Significantly Below Expected Progress: This indicates that your child is producing work and test scores that is significantly below what is expected of their ability based on their tier (see table above).

Targets:

On the report each subject has given your child at least one target to work on in order to improve their progress. These targets are based on the core areas of each subject's curriculum. E.g. Maths target: "1.1 Understand the value of a digit in any number; Diff A". This is the key next steps in your child's learning for that subject. Resources that can help with practising these targets can be found on each subject's area on the Lightcliffe Learning Hub (<https://portal.lightcliffeacademy.co.uk>). To access this you will need to use your child's school username and password.

How to find the targets:

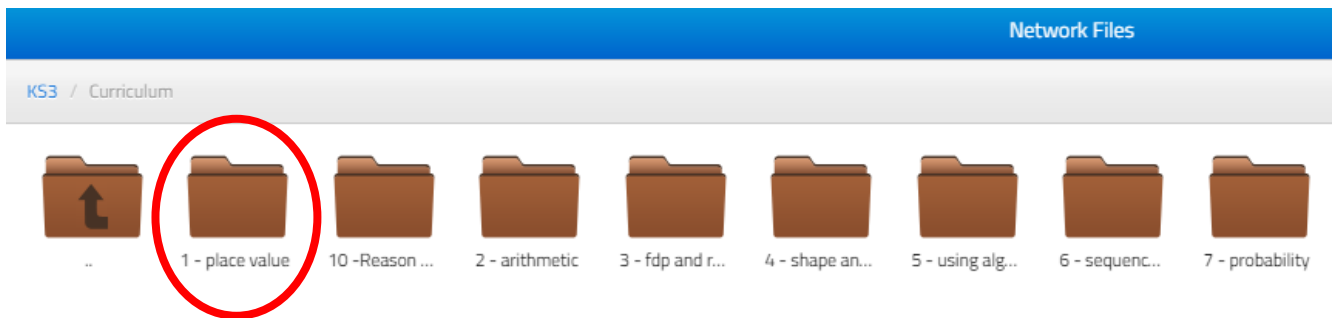
Once logged on to the Lightcliffe Learning Hub, click on the 'departments' tab at the top of the screen.



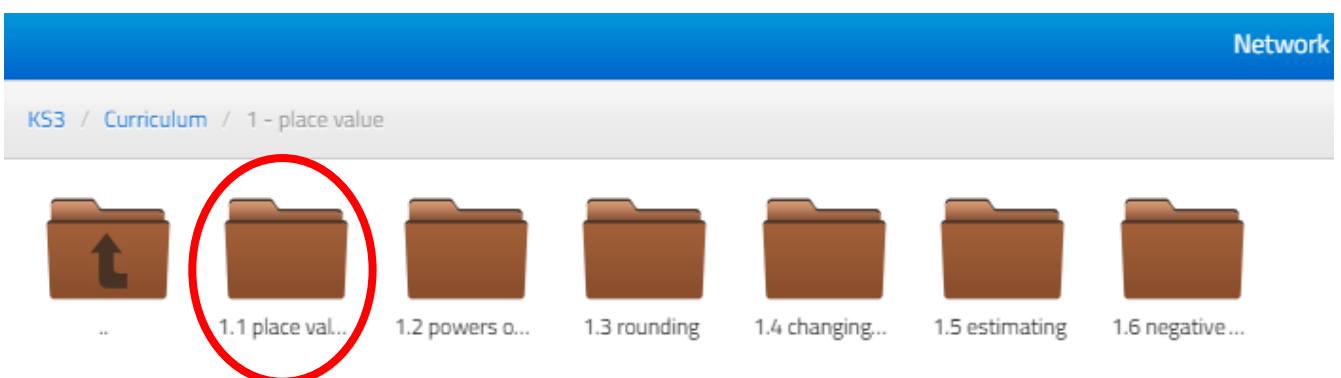
A list of subjects should appear at towards the bottom of the screen. Select a subject and click on 'Key Stage 3' at the top of the screen and select 'resources' from the drop down menu.



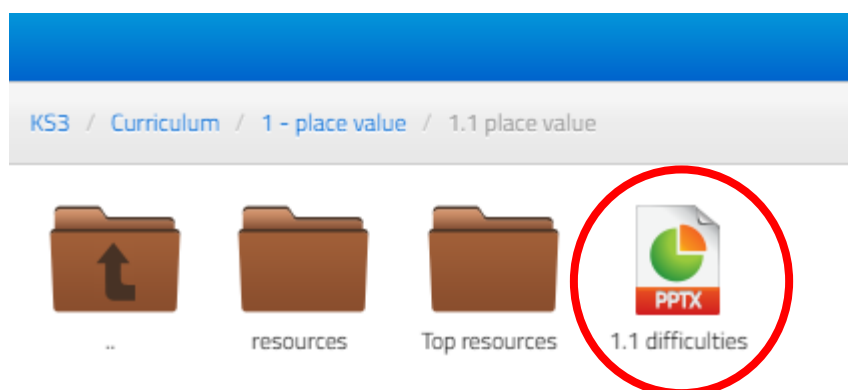
A selection of folders will appear. Click on the 'curriculum' folder. Maths example below. These folders are each of the curriculum areas of that particular subject.



To find out what your child's target is you need to click on the correct folder. So for the above Maths example "1.1 Understand the value of a digit in any number; Diff A" I would need to click on folder 1 as 1.1 is referring to curriculum area 1. By clicking on this you will reveal a folder for each learning statement within that curriculum area.



For the above Maths example I would then click on folder 1.1. Within this folder you will find a powerpoint with the various difficulties. Download this and locate the difficulty described in the target.



Below is the powerpoint slide for the maths example above. The criteria represents the specific nature of what your child must do to improve. The example question is what your child will need to get right in order to prove they have grasped the topic. The example work shows how your child should set their work out in order to be successful in this topic.


1.1 Understand the value of a digit in any number.

Difficulty
A

Criteria

Understand the place value of any digit in an integer number.

Example Work (photograph/image/text/video)



Example Questions

Write down the value of 4 in the number 64089.

Place	Value	Chart
100	10	1
Millions	Thousands	Units

Place	Value	Chart
100	10	1
Millions	Thousands	Units

Making effective use of your child's Progress Report

Below are some key prompts to help you use your child's report

Progress in Subjects

- What is going well and what requires improvement in this subject?
- What practical and specific actions can be taken to improve progress in this core subject?

Punctuality & Attendance

- I will get to school by 8.30 am each day
- I will arrive promptly at each lesson so I am ready to start work
- I will get up at 7 am so I am not so rushed in getting to school
- I am aiming for full attendance over the next month

Organisational skills – bringing what's needed to lessons

- I will check and pack my bag the night before school, so I know I have homework ready to hand in and books for the day
- I will buy new pens and pencils and keep a sensibly-stocked pencil case
- I will get all equipment and Planner out promptly at the start of each lesson
- Having completed a piece of homework in a subject, I will spend ten minutes checking it.

Catching up on missed work

- I will make a list of work I missed owing to my absence in
- I will find out which work I am still missing in
- I will borrow 's notes to help me get up-to-date in

Homework

- I will spend hours on homework on four nights per week. I will also do..... hours homework at the weekend
- In I will spend an extra half hour on work every Wednesday
- I will work in a place without distractions

Revision strategies

- I will revise for forty minutes, break for twenty minutes, then spend ten minutes testing myself on my learning
- I will record answers to past questions on to computer/phone, then check for gaps using my notes
- I will spend one session per week looking at exam terms such as "Explain" "Comment upon", "Factorise", "Evaluate"
- I will keep my revision interesting by making notes such as, "Ten key words from this topic are...." or "The six things I will remember about this topic forever are...."